






**Wood-Mizer®****SAW BLADES**

Picture	Machine Name	Recommended Thickness	Width	Length
	LX50	0.9 mm 1.00 mm 1.07 mm	32 mm	3340 mm
	LT15START	1,00;1,07	32 mm, 35 mm	4010 mm
	LT15CLASSIC	1,00;1,07	32mm,35mm	4010mm
	LT15CLASSIC WIDE	1,00;1,07	32mm,35mm	4470mm
	LX100	1,00;1,07	32mm,35mm	4010mm
	LT20B	1,00;1,07	32mm,35mm	4010mm
	LT20	1,00;1,07	32mm,35mm	4010mm
	LT40/LT 40 W	1,00;1,07;1,14	32mm,35mm,38mm*	4010mm/4330 mm
	LX450	1,00;1,07;1,14	32mm,35mm,38mm*	4540mm
	LT70	1;1,07;1,14;1,27;1,40	35mm,38mm,50mm	4670mm
	LT70WIDE	1;1,07;1,14;1,27;1,40	35mm,38mm,50mm	5000mm
	WM1000	1;1,07;1,14;1,27;1,40	50mm,75mm	9830mm
	WM3500	1,07;1,14;1,27;1,4	32mm,35mm,38mm	4980mm
	WM4000	1,07;1,14;1,27;1,4	32mm,35mm,38mm	4980mm
	WB2000	1;1,07;1,14;1,27;1,4	50mm,75mm,100mm	6000mm
	SVS	1;1,07;1,14;1,27;1,40	32mm,35mm,38mm*	4670mm
	TVS	1;1,07;1,14;1,27;1,40	32mm,35mm,38mm*	4670mm
	HR110	1,00;1,07	32mm,35mm	4010 mm

**Wood-Mizer®****SAW BLADES**

Picture	Machine Name	Recommended Thickness	Width	Length
	HR115	1,00;1,07	32mm,35mm	4010 mm
	HR250	0,9;1;1,07;1,14;1,27	32mm,35mm,38mm,50mm	4470mm
	HR500	1,00;1,07;1,14	32mm,35mm,38mm*	4010mm
	HR700	1;1,07;1,14;1,27;1,40	32mm,35mm,38mm*	4670mm
	LX 250	1,07;1,14;1,27	32mm,35mm	5470mm

\* - for motors larger than 15HP (11kW)